



RAMESH AGARWAL

Industrial Vāstu Consultant

34-B, Subhash Nagar, Pal Road, JODHPUR

Tel. : 0291-2787755 Cell : 94141 32757

Web : vastu-shastra-consultant.com

E-mail : info@thevinayak.com


VĀSTU

for

TROUBLE FREE SUCCESS

in

BUSINESS & INDUSTRIES



आखिर

वास्तुशास्त्र

क्या है ?



RAMESH AGARWAL
Industrial Vastu Consultant

VĀSTU *for* **TROUBLE FREE** **SUCCESS IN BUSINESS** **& INDUSTRIES**

Every business men and industrialist wants peace and prosperity in his business enterprise or industrial unit. Vastu Shastra is the key that unlocks the gates to this peace and prosperity, in a scientific manner. More and more people are curious to know as to why and how Vastu Shastra exerts its beneficial effects on the business or industrial buildings. Vastu Shastra is an ancient Vedic Science of layout planning of buildings that has stood the test of times, influencing peace and prosperity of the inhabitants.

Vastu shastra does not find its roots in astrology but is a science which deals with the management of cosmic energy in Building & Structures. It has strong scientific base & is not a myth.

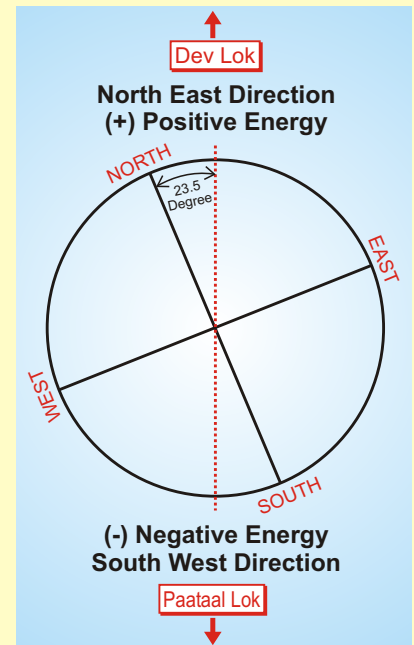
To understand Vastu Shastra all one needs is a little knowledge about Astronomy. We know that our earth, while moving around the sun, continues to spin on its own axis with a tilt or 23.5 . While spinning, the earth moves from west to East. You will observe that car is designed in such a way that its front part is kept lower than the rear part, to enable it to overcome the wind resistance when in speed. Similarly the nose part of the plane and roket are kept tapering forward. Since our earth is moving from West to East, if your factory building is lower on the East and higher on the West, only then it will be able to withstand the resistance of winds easily and get filled with positive energy from north-East, leading to peace and prosperity of the inmates. Thus a clear understanding of the principles of science can help you to delve into the true meaning of Vastu Shastra and reap its benefits. Rejecting Vastu Shastra summarily may result in your being subjected to harmful effects unknowingly for the whole of your life.

It is common sight to see one industry flourishing while another similarly planned unit run into problems. When in trouble we find it easy to blame the luck but have we ever paused to ponder that it might be the structure and their placement in the factory that might be responsible for the troubles. Does it sound unbelievable? May be, but then it is a time tested fact that when industries are constructed observing the principle of Vastu Shastra, there is peace and prosperity, while those breaking these tenets find themselves forced into unwanted troubles and miseries. In order to reap the benefits of Vastu Shastra one must understand the scientific concepts behind it and apply them while constructing the factory building.

In order to understand the underlying scientific aspects of Vastu Shastra, we take into consideration the following principles:-

A. MOVEMENT OF EARTH

Since the earth spins from West to East and the North Pole is inclined by 23.5, the actual North point at NORTH-EAST. The cosmic energy coming from NORTH-EAST and SOUTH point at SOUTH-WEST. The cosmic energy coming from NORTH-EAST provides positive energy to the structure whereas SOUTH-WEST gives rise to Negative Energy. Hence efforts must be made to conserve the positive energy coming from NORTH-EAST and also to arrest the flow of Negative energy arising from the SOUTH-WEST. Thus by keeping the potential low at NORTH-EAST and high in the SOUTH-WEST, we can ensure uninterrupted strong flow of positive energy in each and every nook and corner of the structures. This can be accomplished by keeping maximum open spaces and doors in North and East of the plot and the least in the South and West.



To keep the level of positive energy high, the height of the building will have to be kept low in the NORTHEAST, East and North side as compared to the SOUTHWEST, South and West side. This stems the inward flow of negative energy.

B. MAGNETIC FLOW BETWEEN THE POLES

In order to maintain uninterrupted flow in the earth's magnetic field, it is essential that no pillars are erected in the middle part of building and the number of the windows in the North should be double of that in the South, thus ensuring maximum utilization of positive magnetic flow coming from the North. It enhances the mental development and one gets strength to take right decision and achieve prosperity.

C. THE SEVEN RAINBOW COLOURS CONSTITUTING THE SUN RAY

In the morning as the sun rises, the earth is o calm and peaceful. Soon the seven colours constituting the sun colours are VIBGOR i.e. V-Violet, I-Indigo, B-Blue, G-Green, Y-Yellow, O-Orange, R-Red.

D. RULES FOR ENHANCEMENT OF COSIMIC ENERGY :

Now it must be clear to you that the energy coming from NOTHEASTH is positive whereas the one from SOUTH-WEST is negative in nature. The factors affecting flow of COSMIC ENERGY are given below.

i. EFFECTS DUE TO SLOPE OF LAND

Slope play an important role in the Vastu Shastra as whichever side the slope is the energy of that side will exert maximum influence e.g. if the slope is to the East, Positive energy flow increase and be beneficial. But if the slope is towards South and West, the negative energy will be more influential and cause harm.

ii. EFFECTS OF DEPRESSIONS, WATER TANK, OPEN WELL, TUBE WELL ETC.

If the depression is in the East, North or NORTHEAST, they will be beneficial. However if they are South, SOUTHWEST and SOUTHEAST or the middle of the plot, then the effects will be harmful.

iii. INFLUENCE OF MOIST AND WET LAND

Moist and wet land enhance the effects of energy. If they are in North and East, they will be beneficial but cause harm if in South or West.

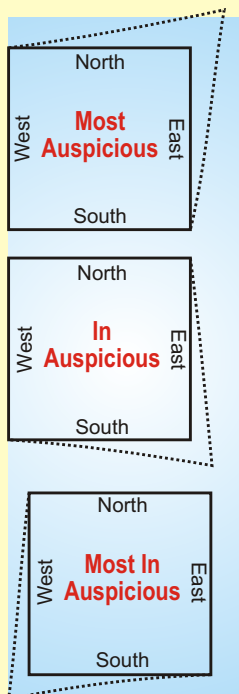
iv. THE HEIGHT PROFILE OF THE BUILDING

If the height of the building will be lower on the East, NORTHEAST or North side, then there will be excessive inflow of positive energy but if in these directions the height is high then the inflow of negative energy will be more, causing harm of the inmates.

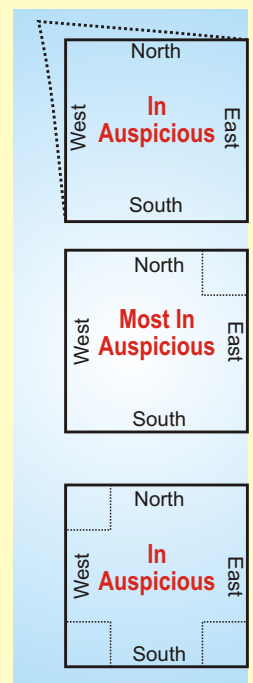
SELECTION OF LAND

The shape of the plot should be rectangular or square and all corners should be equal. Only in case of NORTHEAST corner, an outward projection, with increased outward slant, would be very beneficial.

In the land to be acquired for industrial use, then the following aspects should be taken into consideration :



- The industries related to paper, cloth, limestone or dealing with white substances are seen to flourish when established on plots facing East.
- North facing plots are beneficial for industries dealing in ice, pulses etc.
- South facing plots have been found to be beneficial for industries dealing in engineering goods, Steel, Iron, Tobacco, Black Plastic, Coal, Oil mills, Jewelry, Cosmetic products, Electrical Goods, Hotel and Hospitals.
- West facing plots are beneficial for industries related to General Provision, Gram Flour, Wheat Flour, Automobiles, Transport Companies etc.



MONTH WISE EFFECTS IN CONTEXT TO DIRECTION

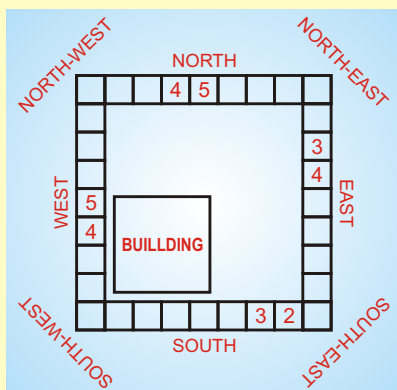
As per Vastu Shastra if the construction of the house is done correctly or in a wrong manner, then the related effects are seen to be more prominent in certain months depending upon the direction of the building. For instance SOUTHWEST corner is greatly influenced in NOV., DEC., if here the underground tank or door is present then, the placement being wrong as per vastu in these months the members of the family are likely to fall sick. Similarly if the gate, underground water tank or well is in the NORTHEAST, then bear maximum benefits for the industries in the months of MAY-JUNE.

	Dec.	Jan.	Feb.	
Nov.	SOUTH WEST	WEST	NORTH WEST	Mar.
Oct.	SOUTH	CENTRE	NORTH	Apr.
Sep.	SOUTH EAST	EAST	NORTH EAST	May
	Aug.	Jul.	Jun.	

DIRECTION WISE EFFECTS OF WATER TANK, OPEN WELL OR TUBE WELL ETC

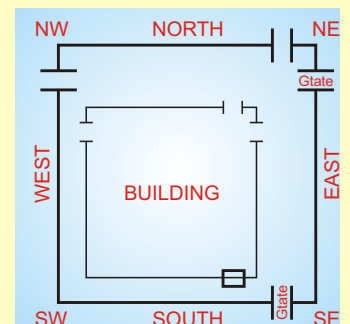
- NORTH EAST** - HAPPINESS AND PROSPERITY.
- SOUTH EAST** - PROBLEMATIC FOR CHILDREN'S PROGRESS
- SOUTH WEST** - MONETARY LOSS.
- EAST** - GAIN OF FAME.
- SOUTH** - PROBLEMATIC FOR FEMALES.
- WEST** - MONETARY GAINS (TEMPORARY).
- NORTH EAST** - INVITES ENEMITY AND THEFT.
- NORTH** - PROSPERITY AND HAPPINESS.
- MIDDLE** - TOTAL DESTRUCTION.

BOUNDARY WALLS AND GATE OF A PLOT



Divide the length of the side of the plot on which gate is to be installed, into nine equal parts and place the gate as shown in the figure. For your convenience you can keep gates as under.

- For facing East Towards N-E
- For facing North Towards N-E
- For facing West Towards N-W
- For facing South Towards S-E



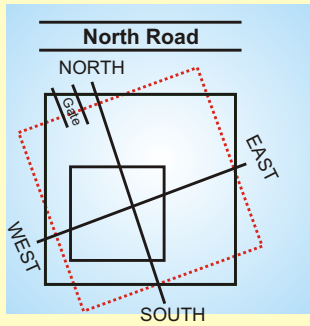
INTERNAL ARRANGEMENT OF OFFICE

The internal arrangement of the office should be such that seating arrangements are at the SOUTHWEST facing either North or East. Accounts Computers etc., Should be North facing and placed in the SOUTH-EAST, East or North region. The door of the office should be NORTH-EAST, SOUTH-EAST, or NORTH-WEST region.

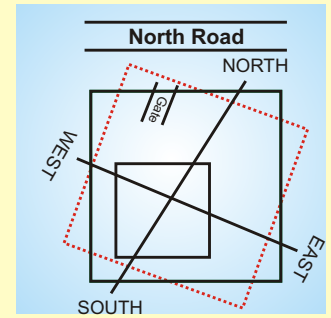
THE IDEAL FACTORY CONCEPT ACCORDING TO VASTU

1. A compound wall is a must.
2. The main entrance of the Factory should be situated towards North, East or North-East to gain excellent profits.
3. The entrance door should always be of a greater size.
4. A big Factory should have doors on two sides. They should be on the North, East, North-East or North-West.
5. The finished products should be taken out factory through the door at the North-West direction. This will ensure quicker disposal of finished products and greater profits for the Company.
6. The South and West area of the compound should never be kept empty or vacant.
7. Energymeters, Furnaces, Transformers, Generators, Boilers etc. and other equipment involving heat-energy should always be kept in the South-East direction. This is very essential for smooth operation of the Factory.
8. The Storeroom of the Factory should be in the South or West direction. The Storeroom may extend from South towards the West. This will provide great assistance for continuous flow of goods in and out of the Factory.
9. It is very important to keep the North-East area of the compound and that of inside the premises very clean and open or empty.
10. The office in the Factory should be located in North or East direction. During business deals and discussions, the owner should always face the North or East direction for reaping greater benefit from the deal.
11. The heavy machinery in the Factory should be kept on the South, South-West and West areas of the Factory.
12. The final products to be processed for sales should be kept in the North-West area of the Factory.
13. The toilet of the Factory should be located in the North-West or South-East direction.
14. North West side or South-East side are the best positions for the guardroom.
15. Parking area be provided at North-West or North-East also. However, in the North-East area only the light vehicles like scooters, cycles etc. are permitted.
16. Water Pumps, Bore-Wells underground Water Tanks, Pumps etc. are best located in North-East area only.
17. If overhead Tanks are to be constructed or erected, they should be at West. In any case South-West and North-East area must be avoided for erecting overhead Water Tank.
18. Storing of any Raw-Material, whether inside or outside in the Industry or Factory must be in the South, West or South-West.

DEFLECTION OF NORTH & TILT IN DIRECTIONS OF THE SITE



In ancient days the norm of deflected North-South axis did not arise because of the emphasis on proper orientation. But now a days towns and their roads are planned without considering the important aspect of proper orientation of North-South axis. In such cases the layout planning of the Plot / Building should be considered as shown her under :-



OBSERVATION BASED ON EXPERIENCE IN INDUSTRIES.

- EAST FACING PLOT :-** Main gate in SOUTH-EAST, Open space on the West and South Enclosed NORTH-EAST, one additional gate on SOUTH-WEST :- Industrial unrest, defect in Machinery, Inadequate orders.
- EAST FACING PLOT :-** Main gate NORTH-EAST, underground tank in SOUTH-EAST, NORTH-EAST high, toilet in NORTH-EAST, West is open land :- After 3 years of struggle the factory closed down.
- NORTH FACING PLOT :-** Main gate in NORTH-WEST, guardroom in NORTH-EAST, South open and depressed, underground tank in NORTH-EAST :- Industry running but financial constraints, poor recovery of dues, forced to supply finished goods at lower rates, low utilization of production capacity, low profits.
- NORTH FACING PLOT :-** Main gate, guard room and toilets in the NORTH-EAST, South excessively open and downward sloping , Underground water tank in NORTH-WEST, Plot extended in NORTH-WEST region :- Financial crisis, low profits, involved in long drawn litigations for recovery of dues.
- WEST FACING PLOT :-** Main gate NORTH-WEST, Well in South, Labour quarters in NORTH-EAST, Boiler in SOUTH-WEST :- Once in a year strike by workers, Full utilization of capacity but low profits, mental tension.
- WEST FACING PLOT :-** Main gate in SOUTH-WEST, NORTH-EAST open, South also open, very little open land in the North :- Full utilization of production capacity, profits good, Workers indulging the company thru frauds.
- SOUTH FACING PLOT :-** Main gate SOUTH-EAST, NORTH-EAST closed, transformer in SOUTH-EAST, West very open, the SOUTH-WEST part of the plot extending out :- In spite of full utilization of the plant, there is loss instead profits.
- BASEMENT IN THE SOUTH WEST CORNER AND NORTH REGION HIGH :-** Non-receipt of orders leading to shut down of the factory.
- SOUTH-EAST CORNER EXTENDED OUTWARD :-** Fight among employees, frequent fire break outs in the factory.
- LARGE OPEN SPACE IN SOUTH AND WEST REGION OF THE PLOT WITH THE NORTH-EAST CORNER BEING CUT OFF :-** Industry runs in loss, ultimately shutting down.

11. **COMMERCIAL CENTRE :-** In NORTH-EAST region packing cartons, fuel tanks and toilets present, SOUTH-EAST very open, wall on the North very high :- Continuous losses and decline in sales.
12. **BUSINESS CENTRE :-** Depression in the roof of the shed towards West :- Continuous loss in business.
13. **MAIN GATE IN SOUTH-WEST, NO DOORS OR WINDOWS IN NORTH EAST :-** Continuous losses, unrecoverable, excessive expenditures.
14. **ROAD IN NORTH-WEST AND NORTH-EAST, EXCESS OPEN SPACE IN SOUTH AND WEST, MAIN GATE AT SOUTH-WEST OF THE PLOT :-** Industry started well on large scale but soon ran into difficulties inspite of good orders. Ultimately taken over by Financial institution / Bank.
15. **PLOT FACING WEST, SHED IN NORTH, SOUTH EXCESSIVELY OPEN DOUBLE STOREY STRUCTURE IN NORTH-EAST, GATE IN SOUTH-EAST :-** Factory closed before commencement of production, ultimately taken over by financial institution.
16. **ELECTROPLATING UNIT :-** Acid tank in NORTH-EAST, Transformer in the East, depression in South with low height, North floor level high :- Continuous decline in sales.
17. **HOTEL :-** South facing plot with gate SOUTH-WEST, owners residence in NORTH-EAST at a higher plinth : Had to close due to poor clientage.
18. **INDUSTRY :-** South located plot, the depression of poor of shed towards South, SOUTH-WEST, corner at a lower level, NORTH-EAST portion very high :- Always busy in production but no return on investment.
19. **BUSINESS CENTRE :-** Basement in the middle of plot :- Business did not pickup inspite of being located in a prominent business area.
20. **SERVICE CENTRE :-** West low but high on North and East, Service equipment in the NORTH-EAST : No customers.
21. **SOUTH FACING PLOT :-** Shed in West, NORTH-EAST at a height : Unable to ensure production inspite of long list of pending orders, frequent machinery break downs inspite of full maintenance facilities.

RAMESH AGARWAL

Industrial & Business Vāstu Consultant

34-B, Subhash Nagar, Pal Road, Jodhpur, Rajastha, India 342 008

Mobile # +91 94141-32757 Tel. # +91 291 2787755

info@thevinayak.com / ravi.silvocrafts@gmail.com

tarun_vst@yahoo.com / tarun@thevinayak.com